



## ST38 Smartweld Panel

*SPECIFICATION SHEET*



# ST38 Heavy Duty Smartweld Panel

SafeSite Smartweld Anti-Climb fencing panels have proved to be extremely popular.

Our customers in the construction and event management industries for site demarcation, to direct the public away from construction hazards or towards secure areas.

Our comprehensive temporary fencing panels are manufactured to the highest standards utilising the industry leading Smartweld™ technology.

The Smartweld™ manufacturing processes are known for producing one of the toughest, most durable temporary fence panel systems devised. This mechanical process ensures the fence is secured using a mechanical arm to guarantee all mesh ends are securely welded to each of the supporting poles.

## Fence Specification

Height	Width	Thickness	Weight
2025mm	3450mm	38mm	15.8kg

## Key Features

- Integrates with gantry entrance panel
- Easy to stack and transport
- Vertical tube diameter 38mm
- Pre-Galvanised Finish
- Heavy duty Anti Climb Mesh
- Rapid deployment and installation
- Smartweld™ technology
- 18kg thermoplastic feet
- Anti-lift brackets
- Buy or hire nationwide



# ST38 Heavy Duty Smartweld Panel In Action

The images to the right show the variety of situations which the Heavy Duty Smartweld Panel can be implemented.

The Smartweld Panel is a frequently used piece of equipment for construction sites. Easily stacked and a simple installation process makes the Anti-Climb panel a popular choice for segregating areas and protecting your site.

The fencing sits in 18kg thermoplastic rubber feet and joined together using couplers, there are also many additional accessories available to create a safe fence line bespoke to your needs.

Anti-Climb Fencing



Protect Your Plant On Site



Heavy Duty Smartweld Panels On Site

Fencing Used At London Olympics 2012



Anti-Climb Fencing Protecting Tree Line





# ST38 Heavy Duty Smartweld Panel Wind Loading

The following wind loading tests were carried out using the ZND performance calculator on three of the most commonly used bracing systems and a standard setup without a stabiliser.

Each of the configurations to the right include ST38 Anti-Climb Panels combined with a Hi-Vis Rubber Foot, Anti-Lift Bracket, 2 x Couplers and a unique bracing system.

When applicable to add different amounts of kentledge to a stabiliser system it is the installers responsibility to ensure the correct amount of kentledge is applied.

These calculations are only providing results for 'Above Ground Stabilisation'.

**1** ST38 Panel + Thermo Plastic Foot Centre Hole



**2** Fence Triangle Buttress at Every Third Panel



**3** ST38 Panel + 1 x Rubber Feet + Fence Stabiliser



**4** ST38 Panel + Hoarding Stabiliser with block tray + 13kg Loaded on to block tray



# 4.2m Vehicle Gate

Achieving easy vehicular access to temporary construction sites can present security problems, however SafeSite's Vehicle Gates offers the perfect solution.

Vehicle gates are available in various sizes, including this 4 metre span double gate measuring 2 metres in height, it has a tubular frame diameter of 38.1mm, with an overall weight of 31.15 kg.

The double gates offer twin gate leaves, each of 2m wide and with gate hinges opening smoothly to a full 180 degrees, allowing a total access area of 4m.

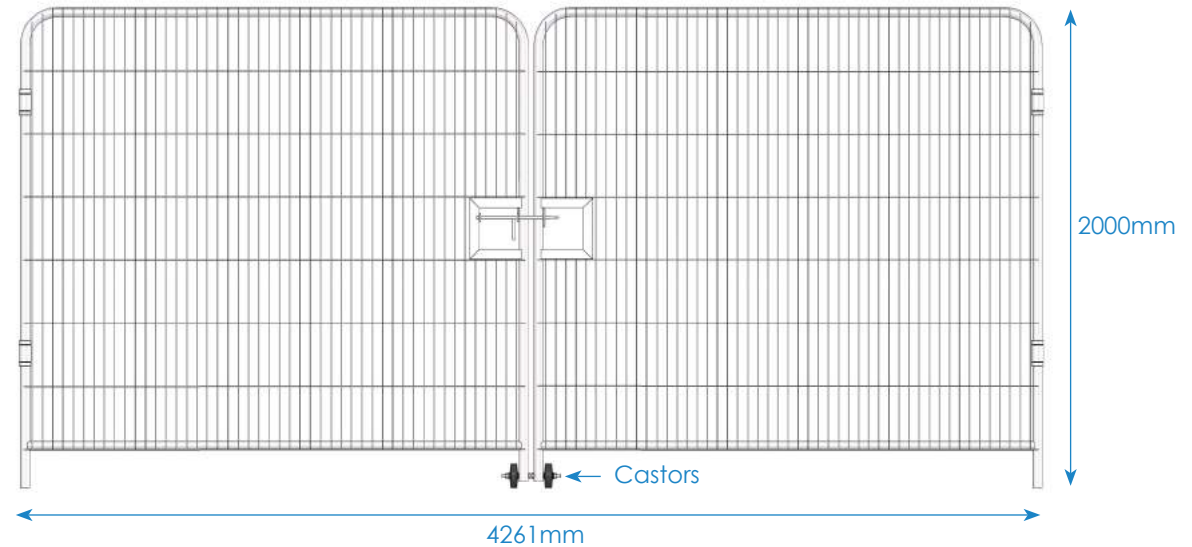
Made from weather-resistant galvanised steel, in a choice of solid and anti-climb mesh constructions, vehicle gates can be fully customised to enhance visibility and safety. They can also carry advertising, signage and security or warning notices.

## 4.2m Vehicle Gate Specification


Height	Width	Thickness	Weight
2000mm	4261mm	38mm	31.15kg

## Specification

**Weight 31.1kg**



### Sliding Bolt For Extra Security



### Easy To Manoeuvre Single Gate Panel



# 1m Pedestrian Gate

Provide a secure and convenient entryway to your temporary site for all personnel with an anti-climb fencing compatible pedestrian gate, and ensure the security of your perimeter is always maintained.

Though relatively lightweight, moving fencing panels when gaining access to a site isn't especially convenient.

Available in either an anti-climb galvanised steel mesh or steel panel, this pedestrian gate is a far more effective option, with the added security of a sliding bolt that can be fastened in place with an appropriate padlock. As with all temporary fencing, this product's emphasis is on ease of deployment and storage, it is low-profile and lightweight.

This gate is compatible with most temporary fencing and hoarding on the market, including our stock of temporary fencing and temporary steel hoarding.

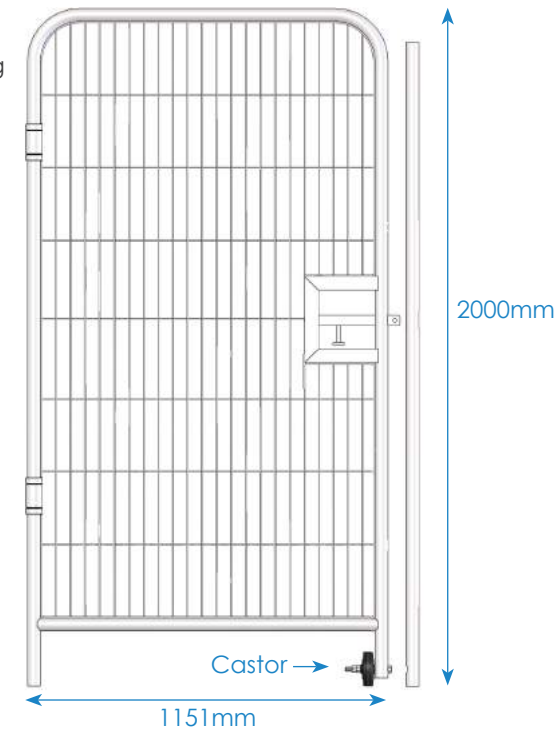
## 1m Pedestrian Gate Specification

Height	Width	Thickness	Weight
2000mm	1151mm	38mm	14.4kg

### Key Features

- Compatible with most temporary fencing and hoarding
- Ideal for construction site access
- Available in mesh and solid steel
- Available for hire and purchase
- Galvanised Steel
- Lightweight
- Anti-climb mesh
- Nationwide delivery
- Easy Installation

**Weight 14.4kg**



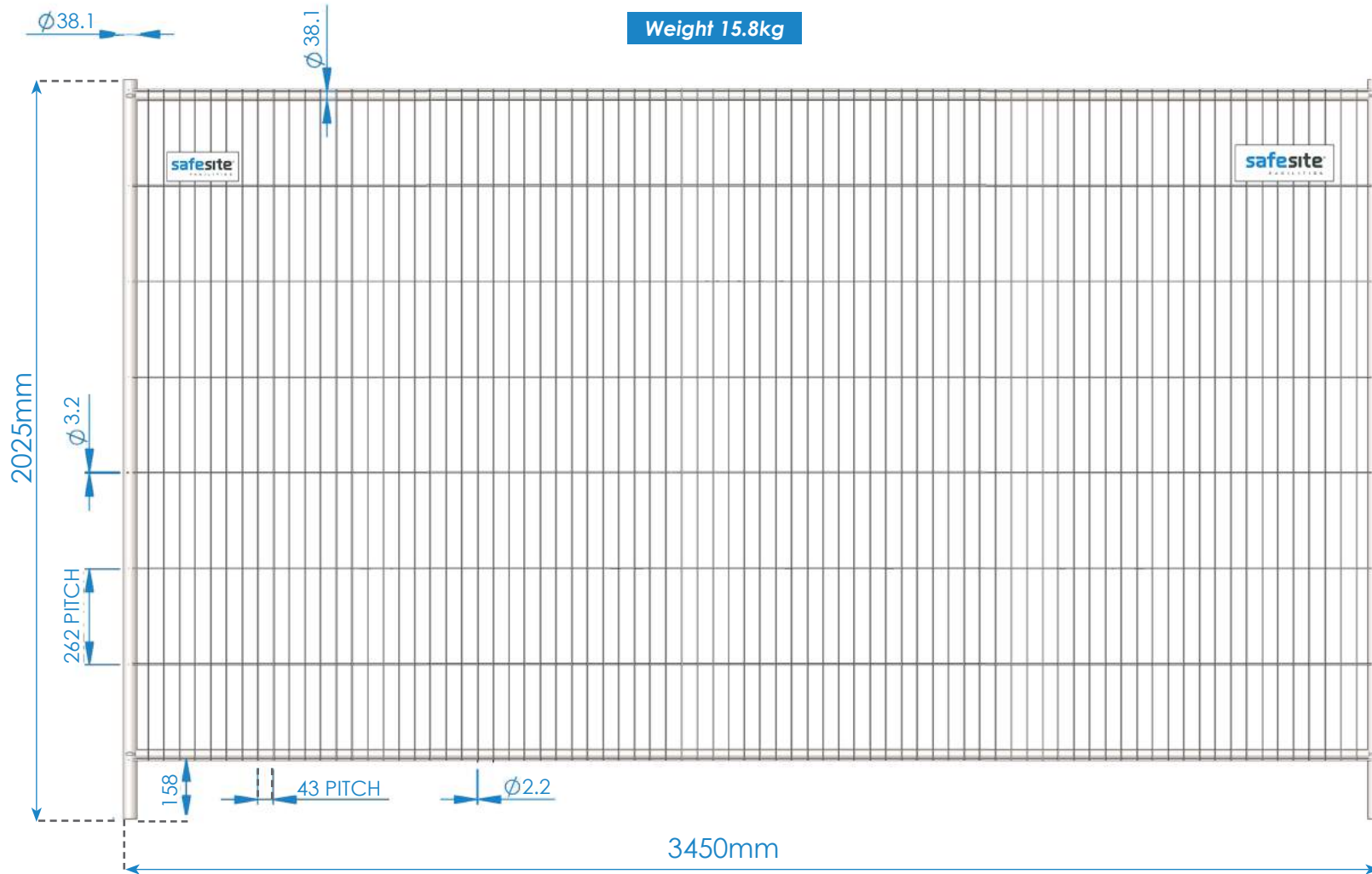
Sliding Bolt For Extra Security



Easy To Manoeuvre Single Gate Panel



# Technical Details



# Installation Parts

Please see below pictures and quantities of additional parts you may require with each anti-climb fence panel, the parts below are an essential safety requirement when installing the anti-climb fencing correctly.

## COMPONENTS YOU WILL NEED

1



Qty 4: Coupler

2



Qty 1: Spanner

3



Qty Min 4: Hi-Vis Thermo-Plastic Feet

4



Qty 1: Anti-Lift Bracket

5



Qty 1: Fence Stabiliser

6



Components assembled