



Defender 50 Crash Barrier

Specification Sheet
DFS160000

19/06/25

safesite[®]
F A C I L I T I E S

safesitefacilities.co.uk



Defender 50 Crash Barrier

The UK's only 50 mph crash-tested barrier system with top fencing compatibility.

Engineered for high-impact environments, the Defender 50 Crash Barrier is a robust, water-filled system designed to deliver maximum protection in temporary traffic and site security applications. Crash tested to 50 mph (80 km/h) with top fence panels in place, it offers exceptional performance and versatility where traditional barriers fall short. Made from UV-stabilised polymer, each unit holds 400 litres for excellent ballast and stability. Features include forklift entry points for easy handling and a sump plug for quick emptying.

Ideal for road traffic management, construction sites, or perimeter control, the Defender 50 is a durable, modular solution that prioritises safety, performance, and ease of use in high-risk or high-speed environments.



Fixing plate connected to barriers




Installed with double top fencing

Description	Size (mm)	Weight (kg)	Weight Filled (kg)
DFS160000 – Defender 50 Barrier – Red	H800 x W2295 x D350	40	400
DFS160010 – Defender 50 Barrier – White	H800 x W2295 x D350	40	400
DFS160200 – Defender 50 Barrier Fixing Plate	H1050 x W1938 x D40	17.5	
DFS160250 – Defender 50 Barrier Connecting Tube	H1050 x W1938 x D40	17.5	

Key Features

- Crash tested to 50 mph
- Rapid install – secure barriers with two steel plates and a central steel tube
- Compatible with Double Top & Mini Toppers for additional height
- 138° angular rotation – ideal for curved or non-linear layouts
- Top-fill design – with secure cap for easy water filling
- Forklift compatible base – for simple movement and positioning
- Embossed branding – customise barriers with your corporate logo





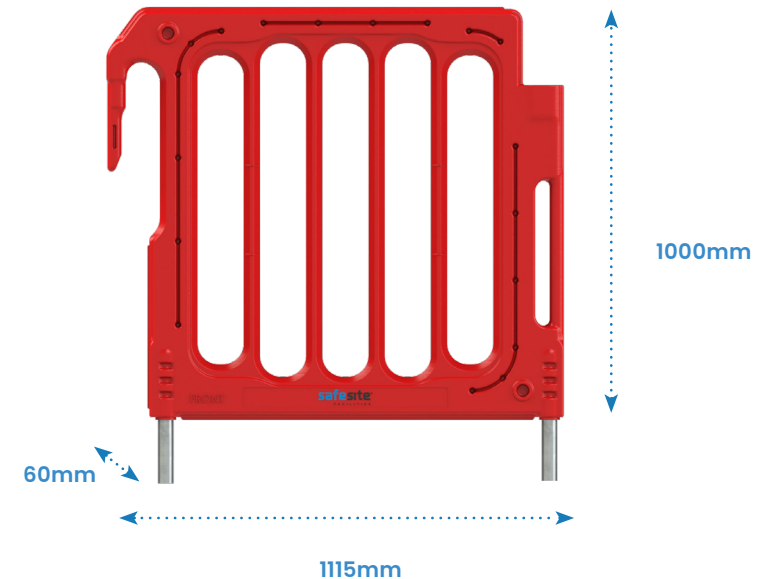
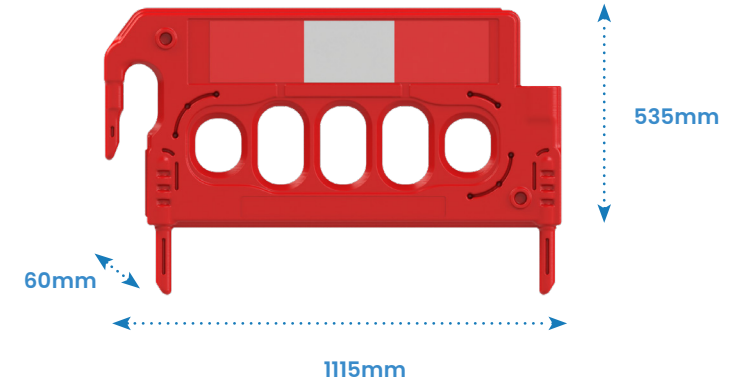
Fencing Accessories

Compatible with the **Double Top Panel** which achieves a total height of **1.8m**.

Also compatible **Mini Double Top Panel** which achieves a full total height of **1.33m**.



Description	Size (mm)	Weight (kg)
SBS201130 – Double Top Panel – Red (W/ Reflective Strip)	H1000 x W1115 x D350	4.4
SBS201135 – Double Top Panel – White (W/ Reflective Strip)	H1000 x W1115 x D350	4.4
SBS201140 – Double Top Panel – Red (W/O Reflective Strip)	H1000 x W1115 x D60	4.4
SBS201145 – Double Top Panel – White (W/O Reflective Strip)	H1000 x W1115 x D60	4.4
SBS201160 – Mini Double Top Panel – Red (W/ Reflective Strip)	H535 x W1115 x D60	3
SBS201165 – Mini Double Top Panel – White (W/ Reflective Strip)	H535 x W1115 x D60	3
SBS201170 – Mini Double Top Panel – Red (W/O Reflective Strip)	H535 x W1115 x D60	3
SBS201175 – Mini Double Top Panel – White (W/O Reflective Strip)	H535 x W1115 x D60	3





Crash Testing

The Defender 50 barrier system with integrated fencing was tested under controlled crash conditions in accordance with the BS EN 1317 standard for Containment Level N1.

Unique in its class, the Defender 50 has been crash tested to 50 mph (80 km/h) with top fence panels in place, offering unrivalled performance and versatility where traditional barriers fall short.

The Defender 50 was tested under these specific conditions:

- Impact angles within tolerance – 20° impact
- Vehicle mass: 1,500kg

Crash Test Summary

Vehicle:

- Vehicle did not breach system
- Vehicle stayed on correct side & within CEN box
- Vehicle did not roll


Device:

- System did not penetrate Vehicle

Result

- Impact severity level rating – **A**
- Impact speed – 81.3 kmh / 50.51 mph

Initial point of impact

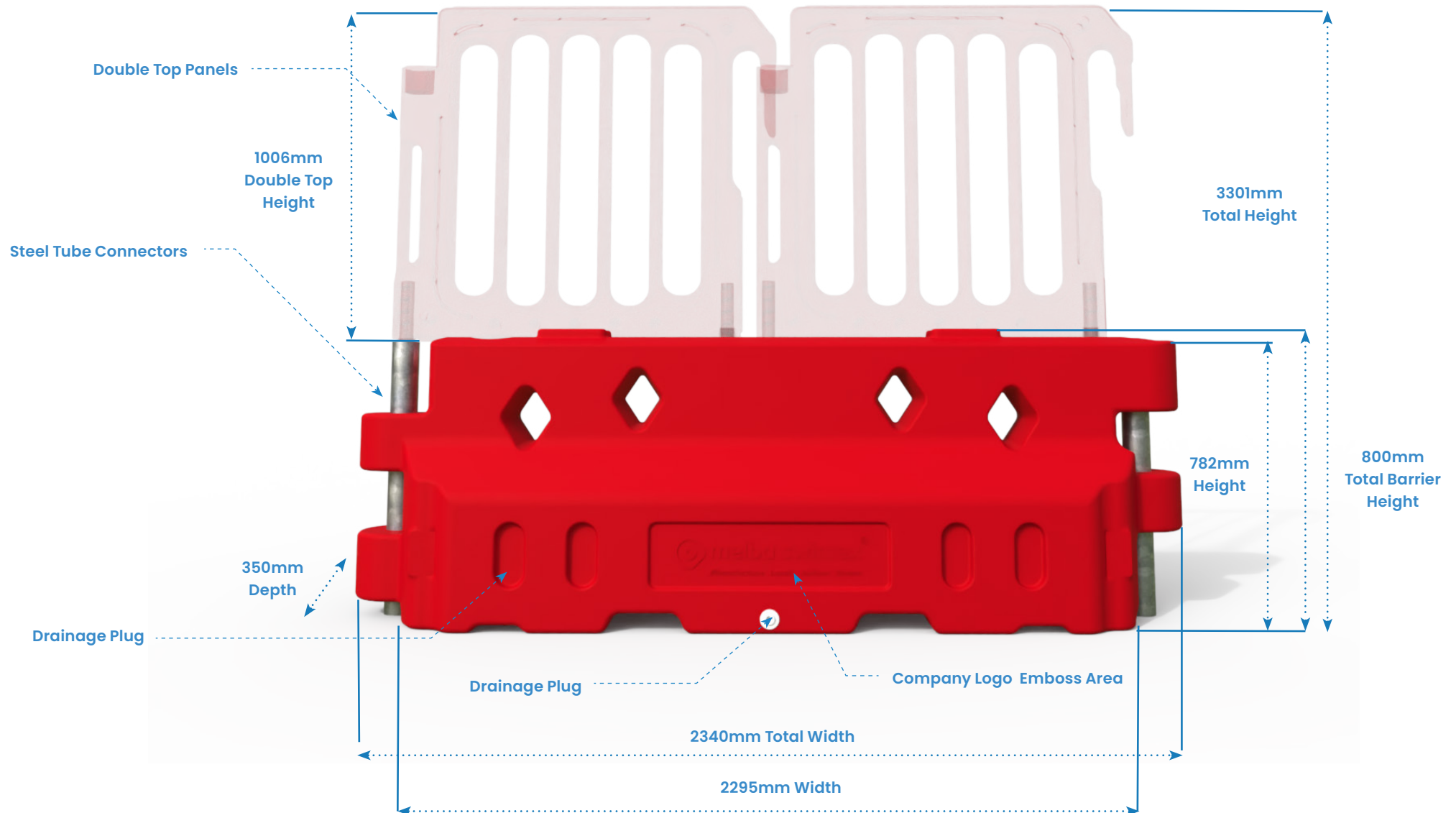


Aftermath





Technical Details





Installation parts & Fencing Accessories

Defender 50 Crash Water Filled Barrier – Measurements in mm

1 Drainage plug

DFS161900

Quantity: 1




Size (mm)	Weight (kg)
-	-

2 Fill cap

DFS161910

Quantity: 1



Size (mm)	Weight (kg)
-	-

3 M12 x 50mm Hex 8 head bolts

Quantity: 12



Size (mm)	Weight (kg)
H20 x D21	-

4 Fixing Plate

DFS161200

Quantity: 2 per barrier




Size (mm)	Weight (kg)
H100 x W314 x D8	1.7

5 Connecting Tube

DFS160250

Quantity: 1 per barrier

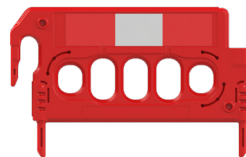


Size (mm)	Weight (kg)
H770 x W76 x D76	4.2

6 Mini Topper

SBS201160

Quantity: 2 per barrier



Size (mm)	Weight (kg)
H535 x W1115 x D60	3

7 Double Top

SBS201130

Quantity: 2 per barrier



Size (mm)	Weight (kg)
H1000 x W1115 x D60	4.4