



GB2 Barrier

Specification Sheet
GBS170000

15/08/25

safesite[®]
F A C I L I T I E S




Heavy duty GB2 barrier

The GB2 is a heavy duty water filled barrier specifically designed for safety and security at roadworks and construction sites.

The GB2 is the most cost-effective barrier system for projects which require perimeter protection to span long distances. Each barrier provides 2 metres of ground coverage and weighs just 32kg when empty. Up to 180 linear metres of barriers can be delivered in a single lorry load.


The height of each barrier is under 1m (860mm). You can assemble and install the barriers on their own, or add height with mesh and hoarding panels. When assembled as red/white alternating units, the system is very striking and offers high visibility.



Description	Size (mm)	Filled Weight (kg)	Weight (kg)
GBS170000 - GB2 Barrier - Red	H900 x W2060 x D500	350	32
GBS170010 - GB2 Barrier - White	H900 x W2060 x D500	350	32

Key Features

- Easily deployed and handled by your own workforce
- 32kg when empty making manual installation easy
- Compatible with mesh and hoarding panels
- When filled, withstands with speeds of up to 78mph (Class A)
- Fully stackable for transport and storage
- Vehicle and pedestrian gates available
- Suitable for low level containment
- Highly visible for added safety
- Allows for angles and curves
- Fill capacity 318 litres



On site GB2 road boundary



GB2 town centre segregation



The GB2 barrier with hoarding

Add extra security and privacy to your site with our easy to install metal hoarding.

With the GB2 barrier acting as a solid footing, the hoarding can withstand winds speeds of up to 38mph (not to failure point). Infill panels are also available for seclusion on private sites where there is a risk of buildings being illegally entered and or expensive machinery stolen. The infill panels also make the hoarding a lot more difficult to climb.



Description	Size (mm)	Total Height (kg)	Weight (kg)
GBS170200 – Hoarding Panel	H1400 x W1800 x D40	2300	22
GBS170450 – Infill Panel	H1350 x W270 x D50	–	6
GBS170320 – Mesh Fence extension	H650 x W1800 x D38	2920	6
GBS170400 – Connection fence post	H1500 x W175 x D80	–	4

Key Features

- Lightweight for easy transporting and handling
- Increased height to 2.30m with hoarding panels
- Infill panels available for extra security
- Fit 25 hoarding panels per pallet
- Units link via vertical pins
- Non-permanent fixing
- Rapid installation
- Wind resistant up to 38mph
- Highly visible white colour
- Steel powder coated



On site GB2 road boundary




GB2 town centre segregation



The GB2 barrier with fencing

In addition to the hoarding we can also provide an anti-climb fencing add-on.

The mesh fence is a perfect solution for sites where vision beyond the construction area is required, the panel can also withstand wind speeds of up to 78mph (not to failure point).



Key Features

- Lightweight for easy transporting and handling
- Increased height to 2.30m with hoarding panels
- Infill panels available for extra security
- Fit 25 hoarding panels per pallet
- Units link via vertical pins
- Non-permanent fixing
- Rapid installation
- Wind resistant up to 38mph
- Highly visible white colour
- Steel powder coated

Description	Size (mm)	Total Height (kg)	Weight (kg)
GBSI70200 – Mesh Fencing Panel	H1400 x W1800 x D38	2300	8.5
GBSI70230 – HD 2" Fencing	H1400 x W1800 x D38	2300	9
GBSI70320 – Mesh Fence extension	H650 x W1800 x D38	2920	6
GBSI70400 – Connection fence post	H1500 x W175 x D80	–	4



GB2 securing building materials



Forming curved perimeter



GB2 barrier with hoarding and mesh

Some sites may wish to conceal an untidy construction area from view, while still being able to allow natural daylight through.

Using both hoarding and mesh options, the GB2 barrier offers the perfect solution for providing privacy without losing light. The panel is formed as one single unit, and benefits from being as easy to install as the full mesh or hoarding panel.



Key Features

- Lightweight for easy transporting and handling
- Increased height to 2.30m with mesh / hoarding panels
- Fit 25 panels per pallet
- Units link via vertical pins
- Non-permanent fixing
- Rapid installation
- Wind resistant up to 45mph
- Highly visible white colour
- Steel powder coated

Description	Size (mm)	Total Height (kg)	Weight (kg)
GBS170250 – Half Panel	H1400 x W1800 x D38	2300	19
GBS170260 – HD 2" Half Panel	H1400 x W1800 x D38	2300	19
GBS170320 – Mesh Fence extension	H650 x W1800 x D38	2920	6
GBS170400 – Connection fence post	H1500 x W175 x D80	–	4



Half mesh & hoarding panel



Single panel




The GB2 barrier with vehicle or pedestrian gate

Vehicle gates can be added to the GB2 System with ease.

A large and small flag is attached to the system to enable a pedestrian or vehicle gate to be attached. You have a range of options for the gates you use, including hoarding, HD and anti-climb mesh. The gates can also be unframed, or framed for a more finished presentation.

See below for an example of how a gate is added to the system.



Description	Size (mm)	Weight (kg)
GBSI70500 - Large adaption panel (mesh)	H2300 x W255 x D38	4
GBSI70510 - Small adaption panel (mesh)	H2300 x W165 x D38	4
GBSI70520 - Large adaption panel (hoarding)	H2300 x W255 x D38	5
GBSI70530 - Small adaption panel (hoarding)	H2300 x W165 x D38	5
TFSI00605 - Rubber fence feet	H120 x W770 x D190	13.5





GB2 barrier-corners & angles

The GB2 barriers are ergonomically designed to easily form curved sections.

This means that you can create boundaries or track layouts which include bends without the need for additional parts.

The curved lines are possible because each barrier, can be placed at an angle of up to 35°.

The 'zero fuss' nature of these curved lines means that the barriers can be fast to install..



Two GB2 Barriers, set at the maximum 35° degree angle.



Four GB2 Barriers, set at 30° degree angles forming a complete 90° degree 'U' bend.



Create a curve with mesh fencing



Bending around site perimeter



Wind load test summary

The GB2 Barrier has been rigorously tested in the MIRA wind tunnel, and achieved multiple Class A passes.

When the GB2 Barriers are filled with water, they act as a solid base for the various add-on panel accessories.

When used alone the barrier can withstand wind speeds of up to 78 mph.

As is expected, the lower the ratio of solid panels to mesh, the greater the wind speed the system can withstand.

Please see to the right the MIRA Class passes and wind resistance speeds achieved for each panel accessory.

1 RB22 Barrier Single Unit



2 RB22 Barrier + Mesh Fence Panel



3 RB22 Barrier + Half Hoarding,
Half Mesh Panel



4 RB22 Barrier + Hoarding Panel





GB2 barriers in action

Here are some examples of our robust GB2 Barriers doing what they do best!

As the images on the right show, the GB2 is an extremely versatile barrier.

When used on its own, the GB2 provides a neat, high visibility low profile barrier solution.

The barriers' ability to create long sweeping curves makes for a perfect solution for stretches with bends.

The versatility of the barrier is improved further by its interconnectivity with mesh and hoarding add-ons including, vehicle and pedestrian gates.

Each unit is made from HV HDPE and is recyclable.

The high MIRA wind test pass rates offer the peace of mind. You can assured that once filled and in position, the barriers offer sturdy, professional solution for workforce and public safety.



GB2's forming road perimeter on site



Full & half hoarding securing site entrance



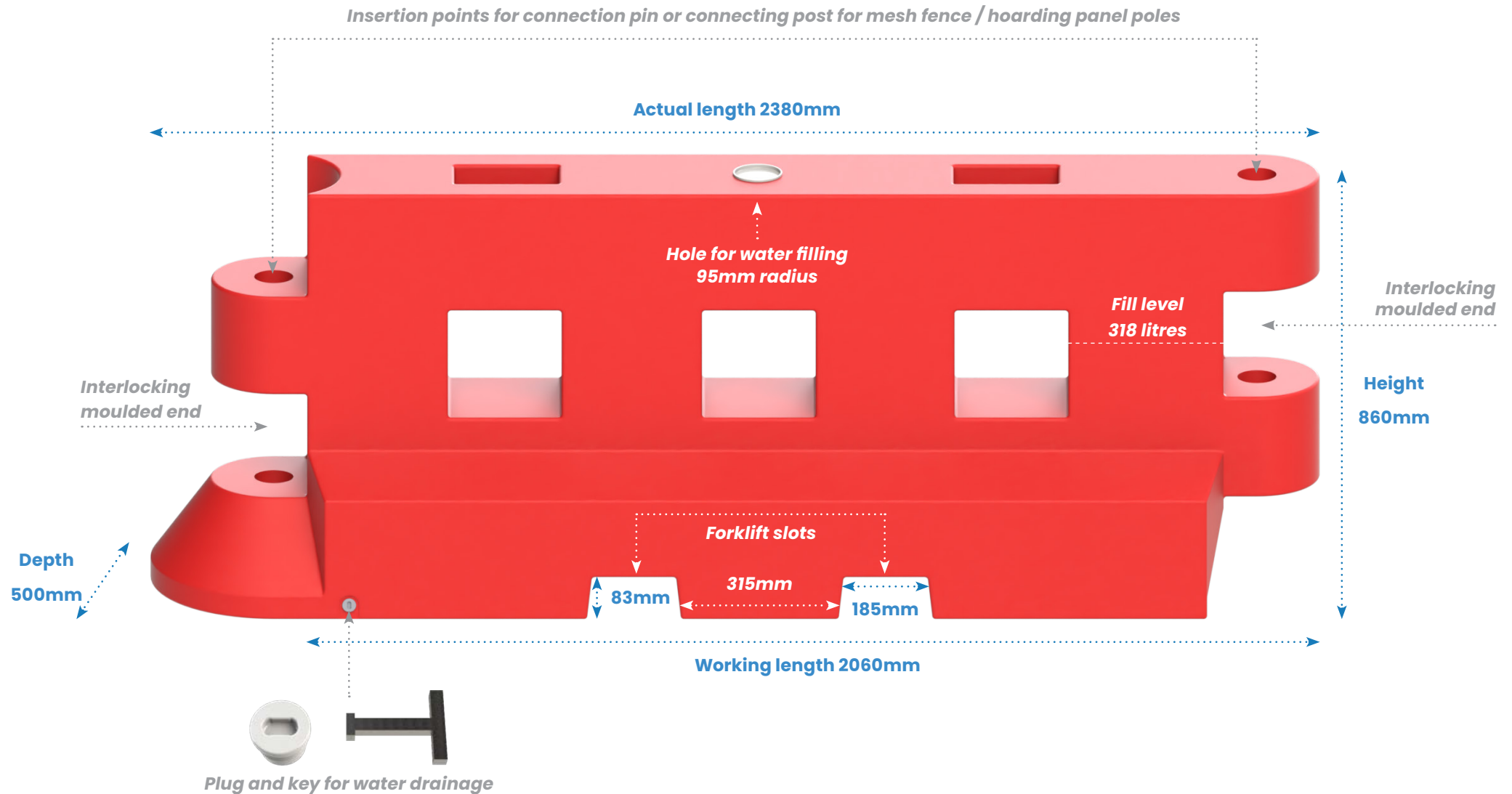
GB2's securing large demolition site



GB2's on site with mesh fence



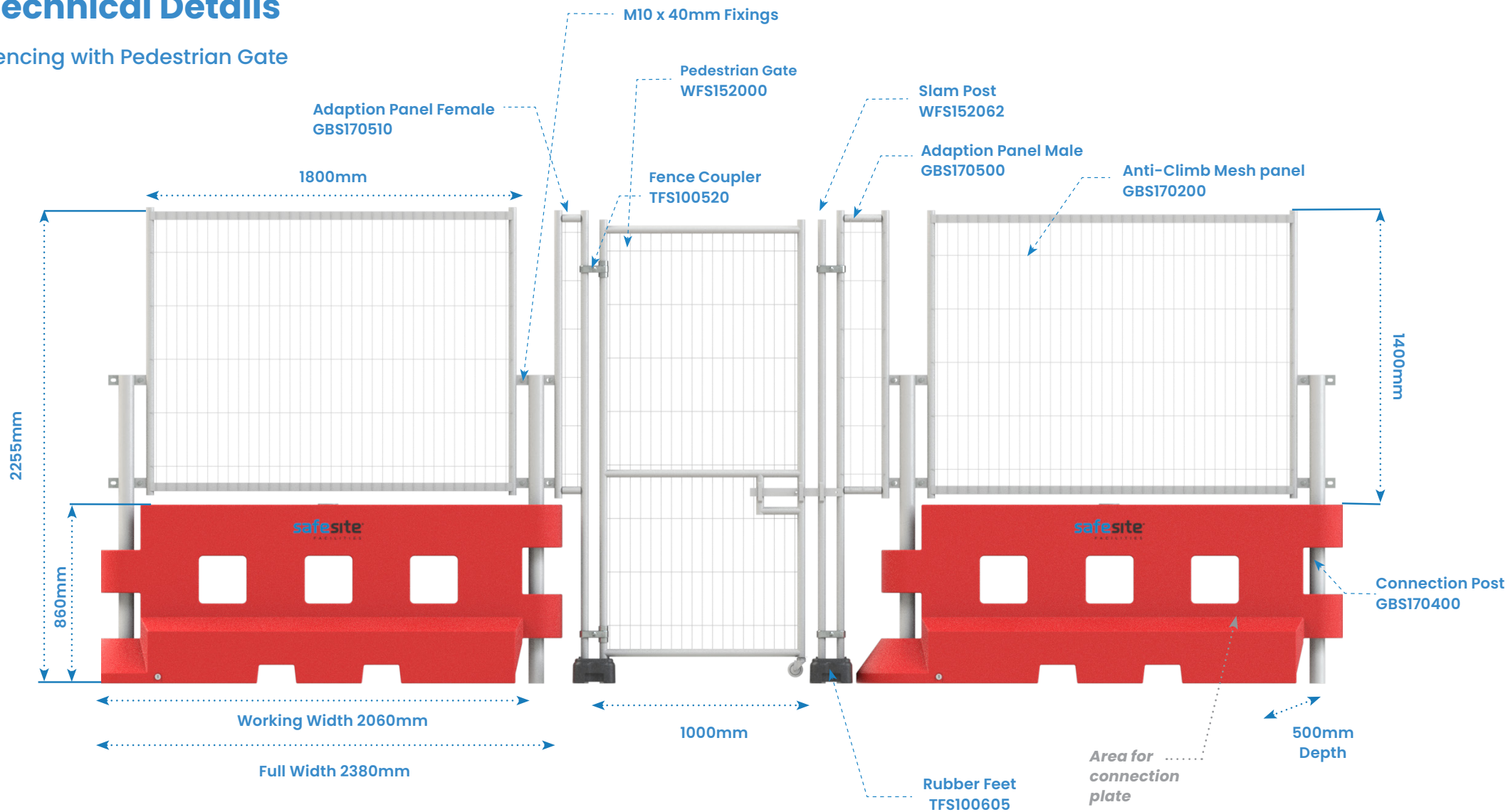
Technical Details





Technical Details

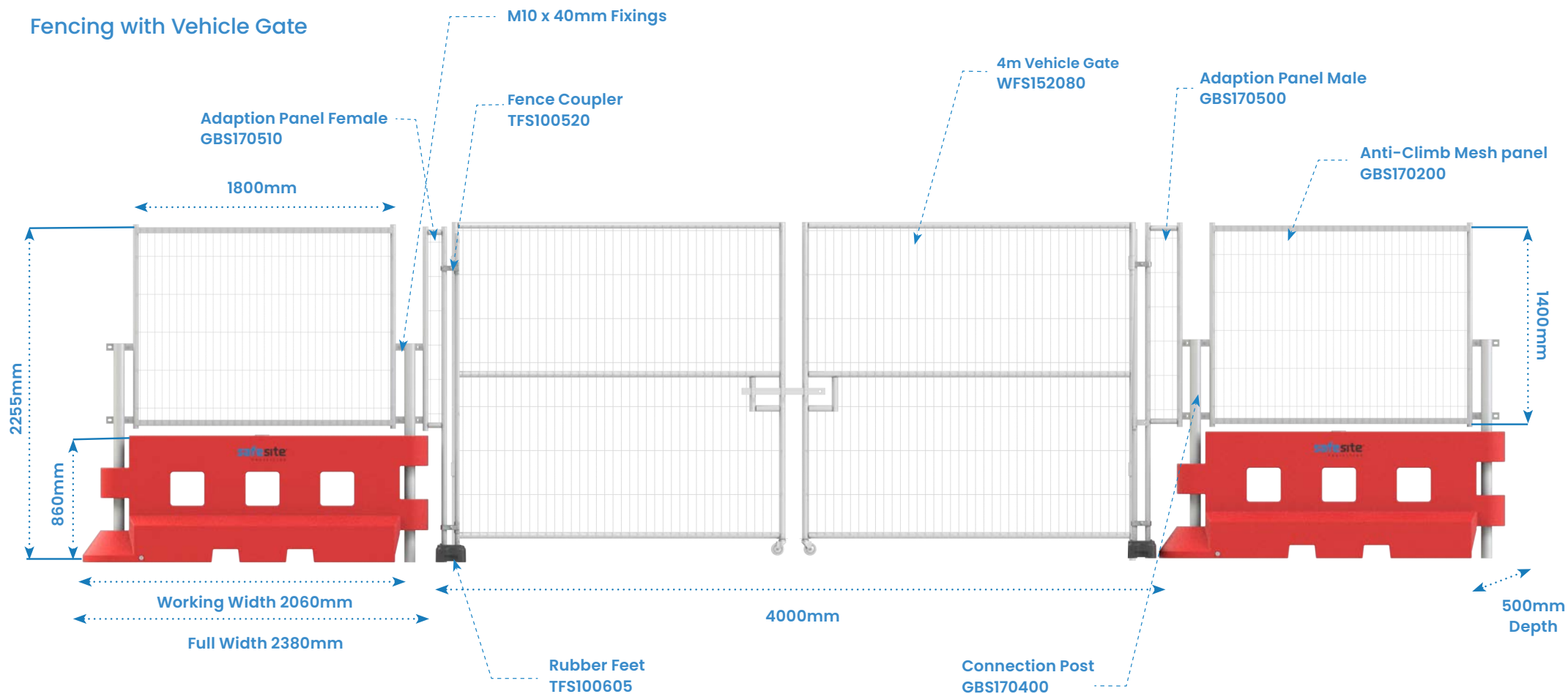
Fencing with Pedestrian Gate





Technical Details

Fencing with Vehicle Gate





Stacking & delivery guide

The barriers are designed to be easily stacked and transported.

Each GB2 barrier unit is approximately 2m wide and weighs just 32kg. You can stack and bind up to 90 units on a single arctic load.

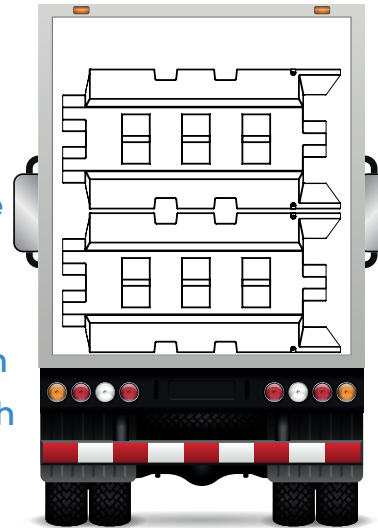
Forklift slots at the base of the units make lifting and positioning barriers onto a lorry straightforward.

Please see right for a view of the barriers loaded onto a lorry trailer.

1

View from rear of vehicle

Load from side
Stack as shown
for trailer length



2

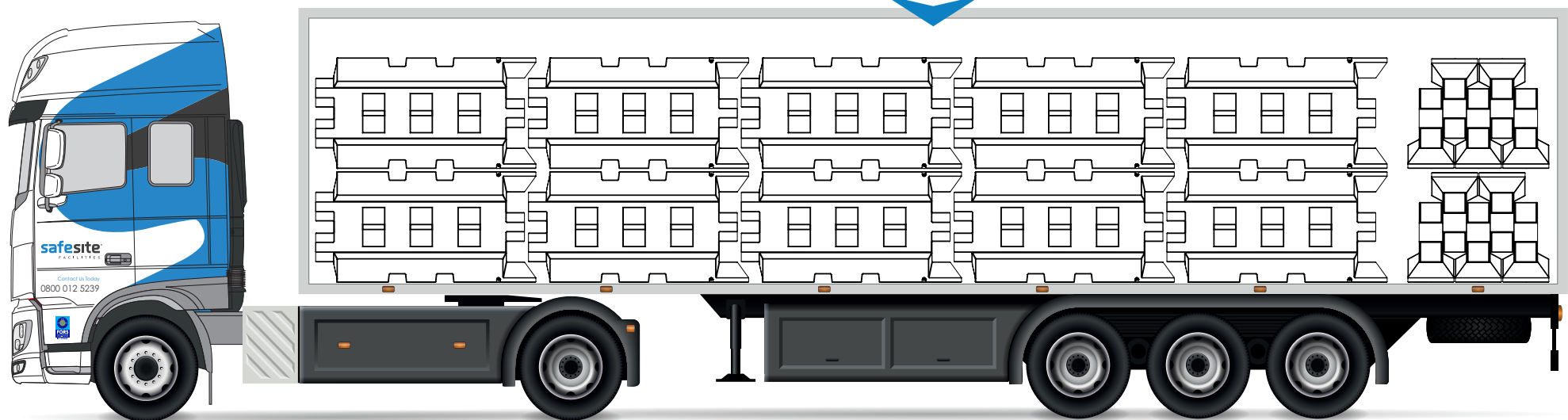
GB2's being loaded into an arctic trailer



90 GB2 barriers fully loaded into the arctic trailer



View from the side of a vehicle





Stacking the barrier & fencing

When delivered as a combined system (with fence and hoarding panels), the number of GB2 barriers you can load on a single arctic load is reduced.

On a single arctic load you can fit 60 barrier units, and four additional pallets containing 60 panels and 60 posts.


The barrier units are banded in groups of five and three, these groups are then stacked side by side to form the eight unit top and bottom sections shown on the rear diagram. When combined this forms a column of sixteen units, four of these columns span the length of the arctic equalling the sixty four units in total.

1

View from rear of vehicle

Load from side

Stack as shown
for trailer length



2

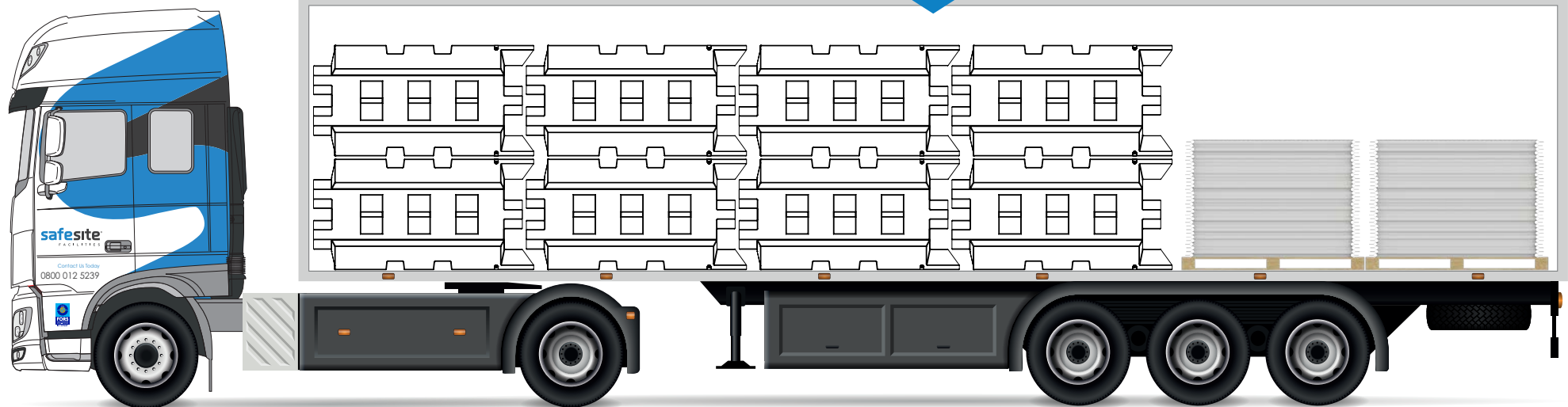
2x Pallets containing 30 posts each



2x Pallets containing 30 panels each



View from the side of a vehicle





Installation parts


GB2 Water Filled Barrier – Measurements in mm

Standard parts: Please see below pictures and quantities of additional parts you will receive with each Bison Barrier, the parts below are an essential safety requirement when installing the Bison correctly.

Accessory parts: The following accessories are required when attaching fence or hoarding panels to the bison barriers (both the standard and 800 model). Additional items (such as adaption flags) will be required should you require gates. Please contact our sales team for more information.

Standard part

- 1 Connection Pin**
GBS170100
Quantity: 1



Size (mm)	Weight (kg)
H830 x W115 x D115	3.5

Standard part

- 2 Drainage Plug**
Quantity: 1



Size (mm)	Weight (kg)
H28 x W20 x D28	0.01

Standard part

- 3 Plug Key**
Quantity: 1



Size (mm)	Weight (kg)
H6 x W45 x D35	0.02

Standard part


- 4 Filler Cap**
Quantity: 1



Size (mm)	Weight (kg)
H20 x W100 x D100	-

Accessory part

- 1 Fencing / Hoarding Connection Posts**
GBS170400
Quantity: 2 per barrier



Size (mm)	Weight (kg)
H50 x W52 x D130	0.2

Accessory part

- 2 M10 x 40mm Fixings**
Quantity: 4 per barrier



Size (mm)	Weight (kg)
H1050 x W1938 x D38	17

Accessory part

- 3 Fence or Hoarding panel**
GBS170200
Quantity: 1 per barrier



Size (mm)	Weight (kg)
H1400 x W1800 x D40	22

Accessory part

- 4 Hoarding Infill Panel**
GBS170450
Quantity: 1 per barrier if required



Size (mm)	Weight (kg)
H1350 x W270 x D50	6

Accessory part


- 5 Hoarding Infill Panel**
GBS170250
Quantity: 1 per barrier



Size (mm)	Weight (kg)
H1350 x W270 x D50	6

Accessory part

- 6 Mesh Extension Panel**
GBS170320
Quantity: 1



Size (mm)	Weight (kg)
H1350 x W270 x D50	6